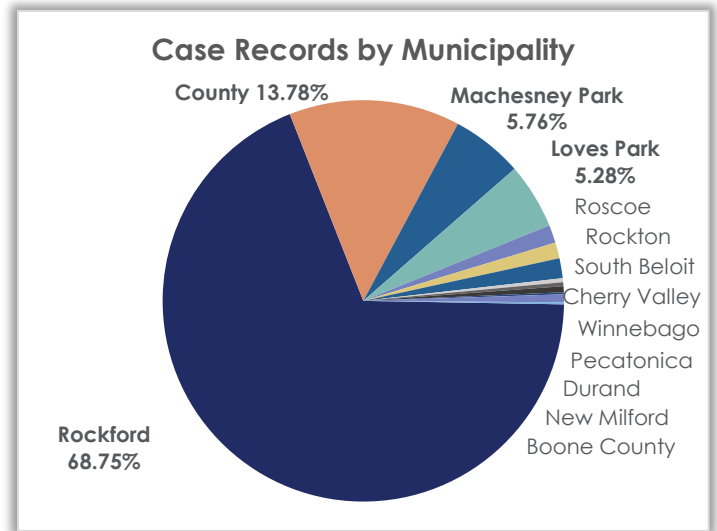


Monthly Operations Report – April 2026

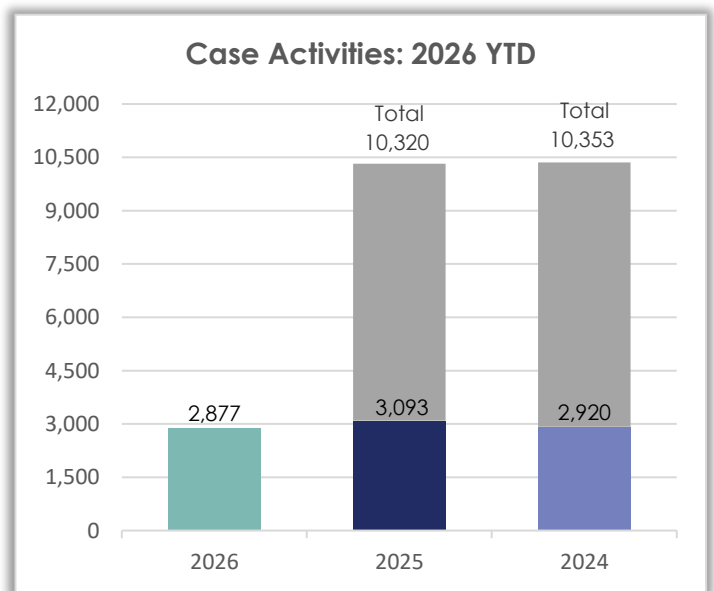
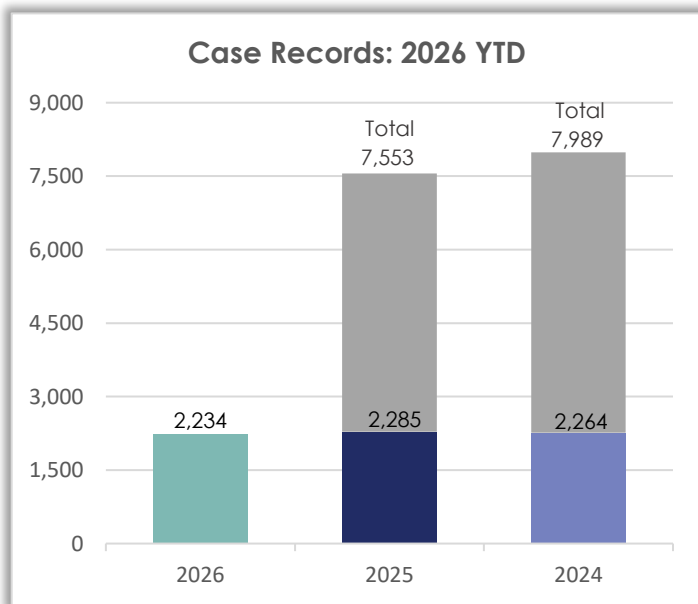
Field Services Case Records – April 2026

Case Records by Municipality – Month/Year Comparison

Municipality	Apr. 2026	Apr. 2025	Apr. 2024
Rockford	429	489	397
County	86	107	133
Machesney Park	36	38	39
Loves Park	33	42	53
Rockton	9	6	8
Roscoe	8	7	8
South Beloit	10	13	13
Durand	2	1	2
Pecatonica	2	3	1
Winnebago	3	3	2
New Milford	1	0	0
Cherry Valley	4	10	4
Boone County	1	0	0
Other	0	0	1
Total	624	719	661



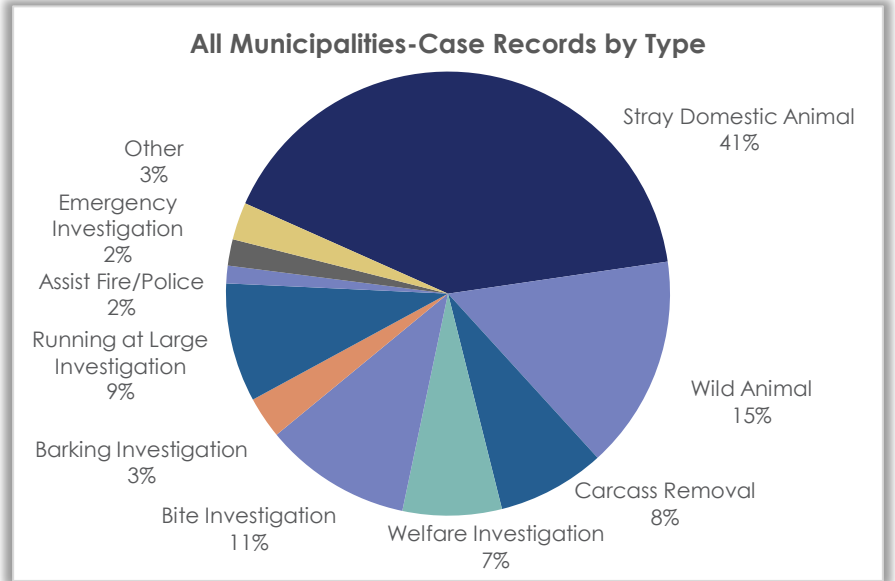
All Municipalities – Case Records & Activities: Year Comparison



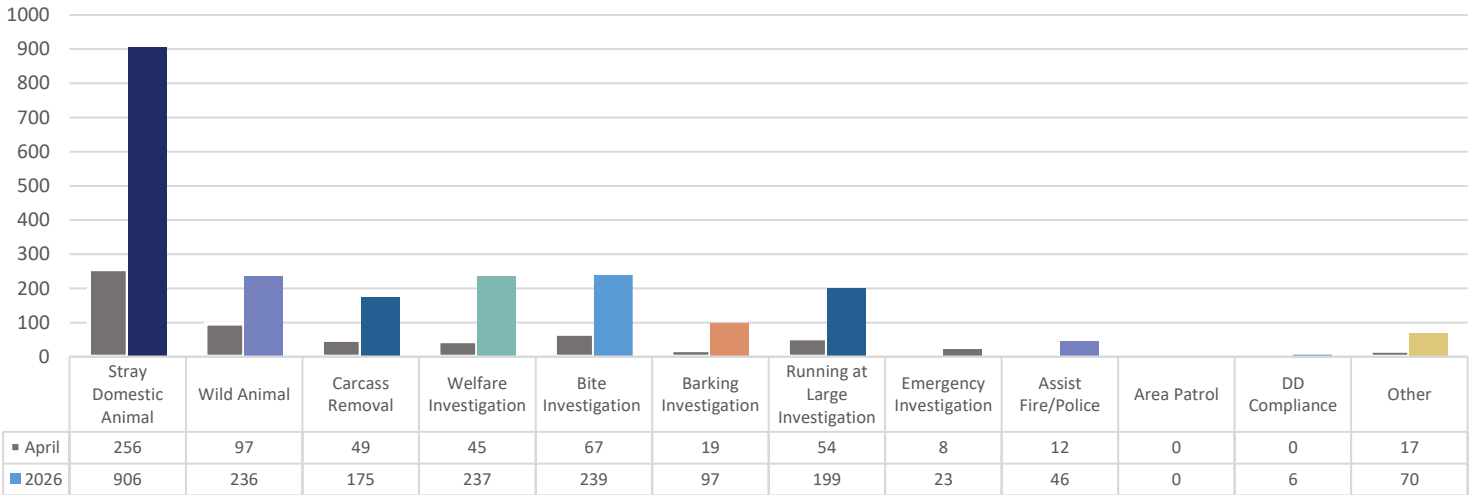
Monthly Operations Report – April 2026

Case Records for All Municipalities by Case Record Type

Case Record Types	Apr. 2026
Stray Domestic Animal	256
Wild Animal	97
Carcass Removal	49
Welfare Investigation	45
Bite Investigation	67
Barking Investigation	19
Running at Large Investigation	54
Emergency Investigation	8
Assist Fire/Police Dept.	12
Area Patrol	0
Dangerous Dog Compliance	0
Other	17
	624



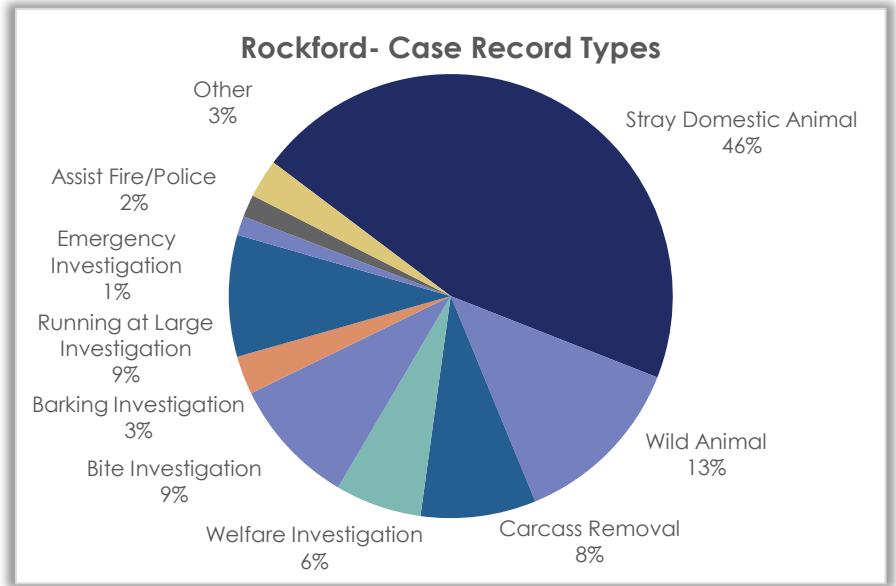
Case Records by Type: Month/Year Comparison



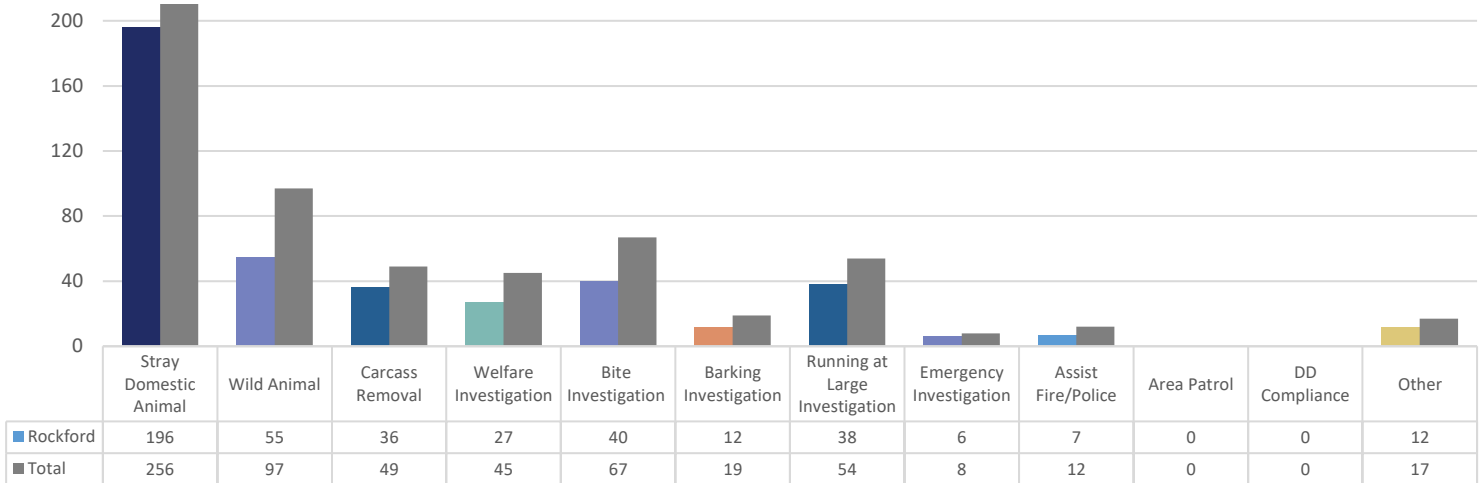
Monthly Operations Report – April 2026

Case Records for Rockford by Case Record Type

Case Record Types	Apr. 2026
Stray Domestic Animal	196
Wild Animal	55
Carcass Removal	36
Welfare Investigation	27
Bite Investigation	40
Barking Investigation	12
Running at Large Investigation	38
Emergency Investigation	6
Assist Fire/Police Dept.	7
Area Patrol	0
Dangerous Dog Compliance	0
Other	12
	429



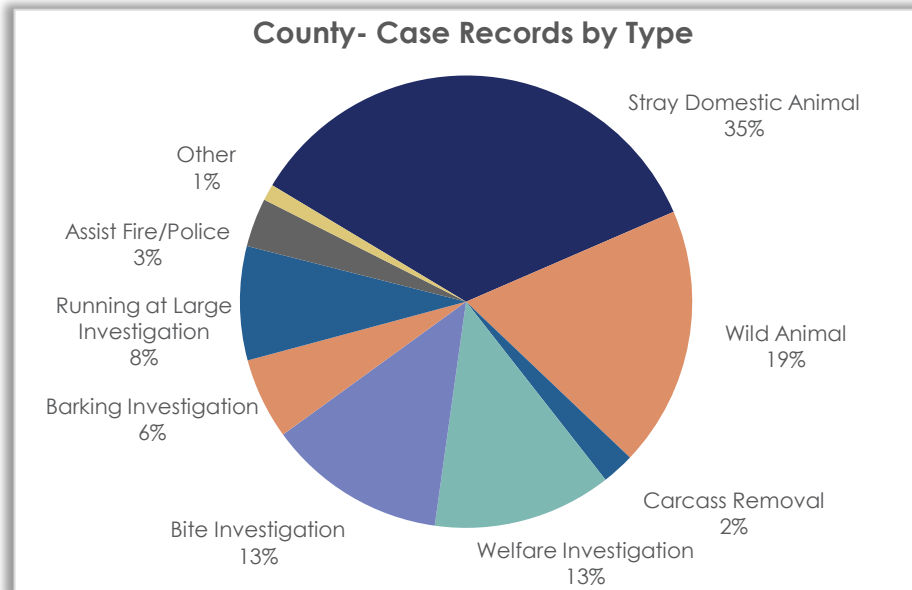
Case Records by Type: Rockford vs. Total Comparison



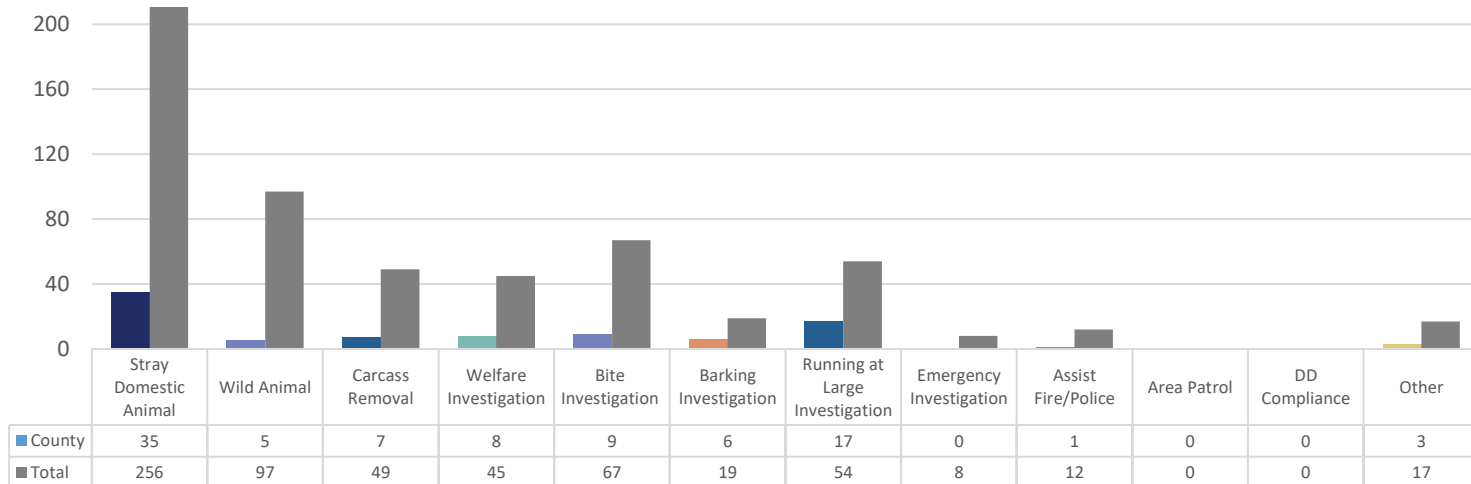
Monthly Operations Report – April 2026

Case Records for the County by Case Record Type

Case Record Types	Apr. 2026
Stray Domestic Animal	30
Wild Animal	16
Carcass Removal	2
Welfare Investigation	11
Bite Investigation	11
Barking Investigation	5
Running at Large Investigation	7
Emergency Investigation	0
Assist Fire/Police Dept.	3
Area Patrol	0
Dangerous Dog Compliance	0
Other	1
	86



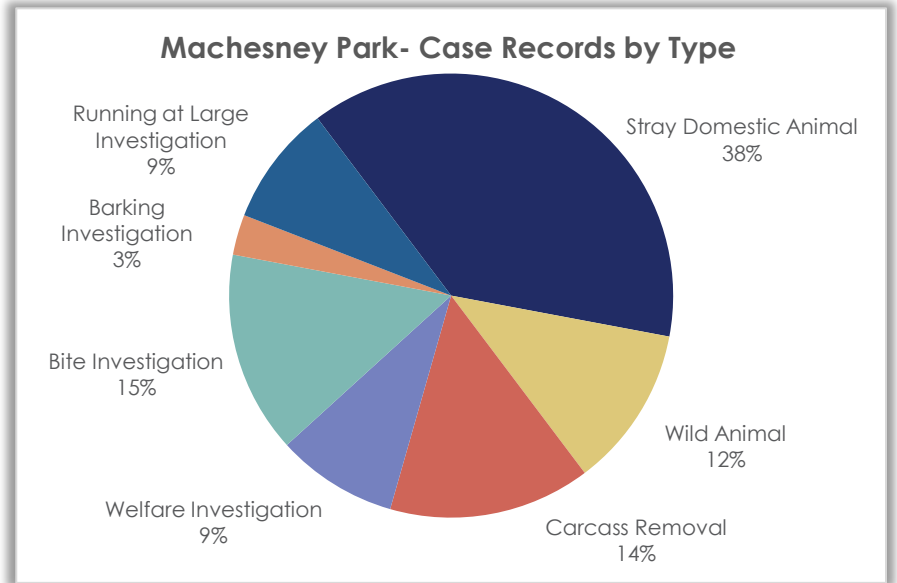
Case Records by Type: Comparison- County vs. Total



Monthly Operations Report – April 2026

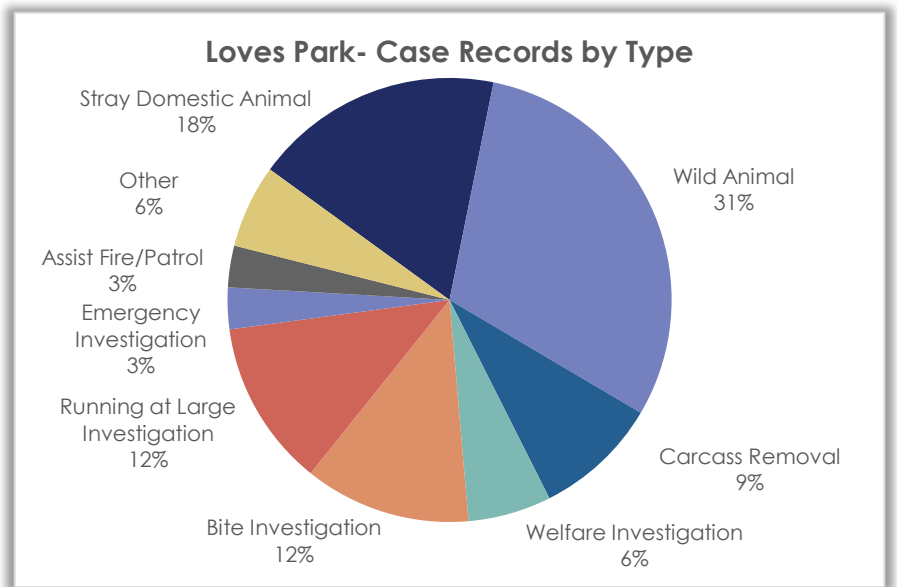
Case Records for Machesney Park by Case Record Type

Case Record Types	Apr. 2026
Stray Domestic Animal	13
Wild Animal	4
Carcass Removal	5
Welfare Investigation	3
Bite Investigation	5
Barking Investigation	1
Running at Large Investigation	3
Emergency Investigation	0
Assist Fire/Police Dept.	0
Area Patrol	0
DD Compliance	0
Other	0
	36



Case Records for Loves Park by Case Record Type

Case Record Types	Apr. 2026
Stray Domestic Animal	6
Wild Animal	10
Carcass Removal	3
Welfare Investigation	2
Bite Investigation	4
Barking Investigation	0
Running at Large Investigation	4
Emergency Investigation	1
Assist Fire/Police Dept.	1
Area Patrol	0
DD Compliance	0
Other	2
	33

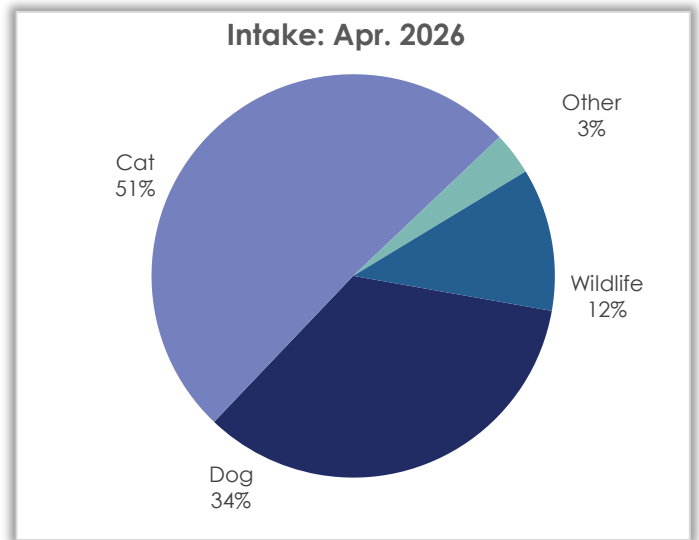


Monthly Operations Report – April 2026

Intake Statistics – Apr. 2026

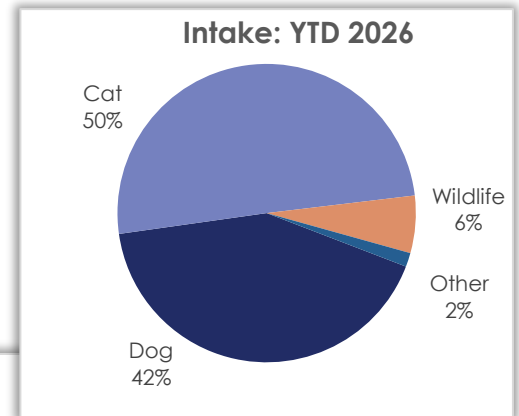
Intake by Species – Month/Year Comparison

Species	Apr. 2026	Apr. 2025	Apr. 2024
Dog	171	195	160
Cat	253	188	179
Chicken	1	0	8
Domestic Rabbit	1	2	6
Guinea Pig	1	2	0
Goat	0	0	1
Rat	10	0	1
Fish	3	0	0
Domestic Bird	1	1	3
Wildlife	57	56	45
Total	498	444	402

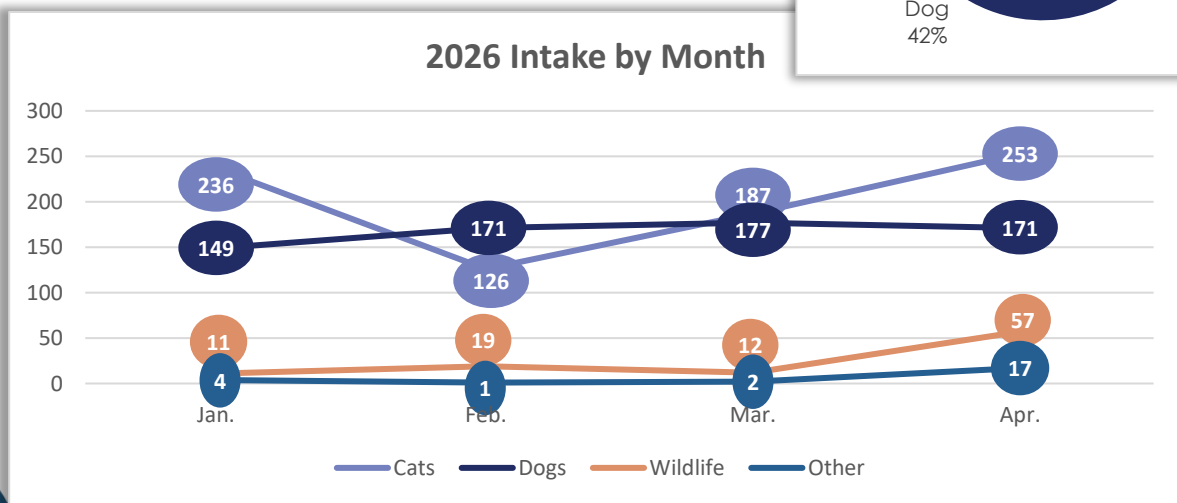


Intake by Species – YTD/Year Comparison

Species	YTD 2026	YTD 2025	YTD 2024
Dog	668	619	646
Cat	802	576	553
Wildlife	99	136	84
Other	24	24	43
Total	1,593	1,355	1,326



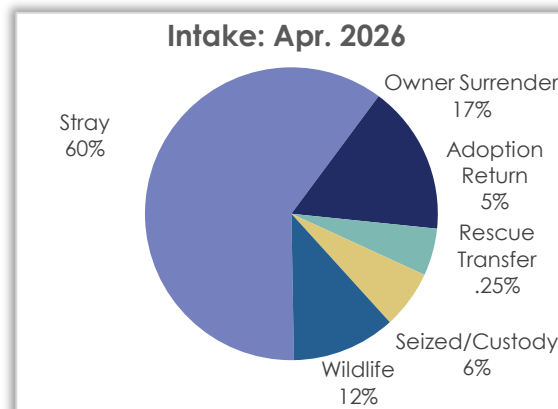
2026 Intake by Month



Monthly Operations Report – April 2026

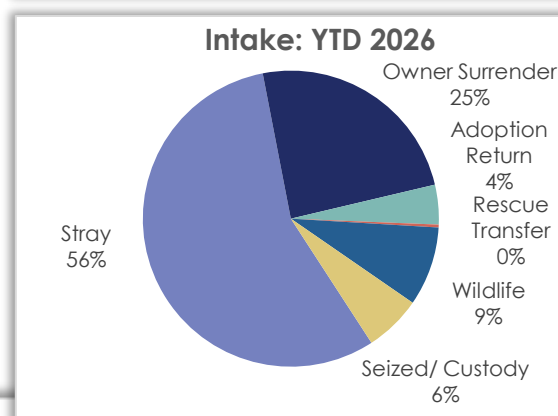
Intake by Type – Month/Year Comparison

Intake Type	Apr. 2026	Apr. 2025	Apr. 2024
Stray	301	274	239
Owner Surrender	82	62	69
Adoption Return	26	25	10
Rescue Transfer	0	4	4
Seized/Custody	32	23	35
Wildlife	57	56	45
Total	498	444	402

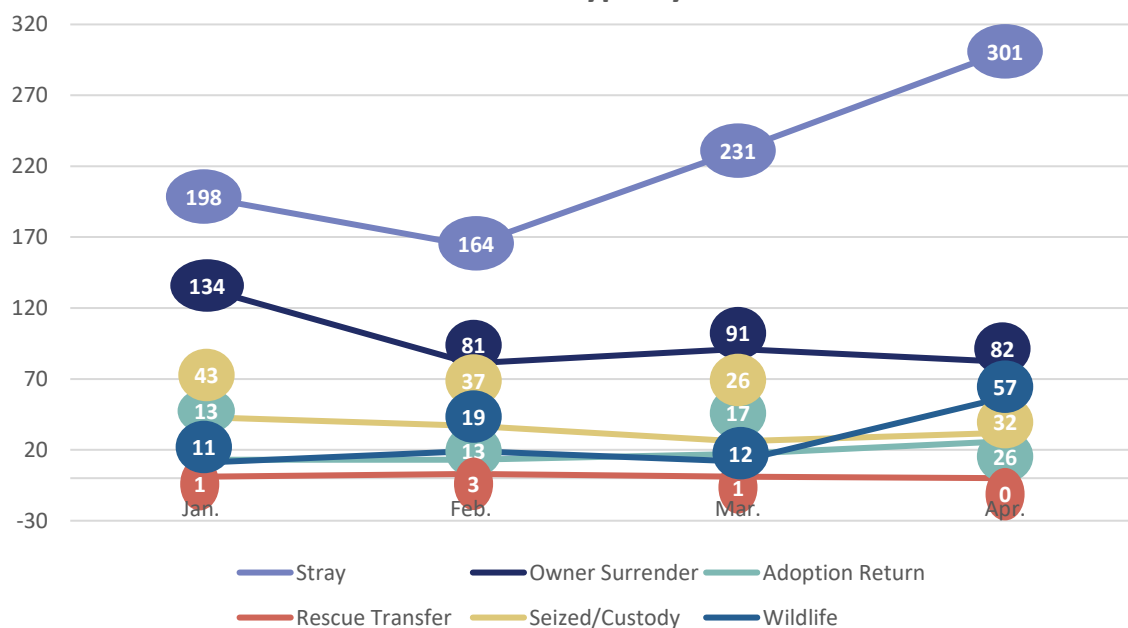


Intake by Type – YTD/Year Comparison

Intake Type	YTD 2026	YTD 2025	YTD 2024
Stray	894	868	846
Owner Surrender	388	199	219
Adoption Return	69	64	49
Rescue Transfer	5	11	11
Seized/Custody	138	77	117
Wildlife	99	136	84
Total	1,593	1,355	1,326



2026 Intake Type by Month



Monthly Operations Report – April 2026

Stray Intake

Stray Intake by Species – Month/Year Comparison

Species	Apr. 2026	Apr. 2025	Apr. 2024
Dog	108	123	96
Cat	190	148	127
Other/Wildlife	3	3	16
Total	301	274	239

Owner Surrender

Owner Surrender by Species – Month/Year Comparison

Species	Apr. 2026	Apr. 2025	Apr. 2024
Dog	32	35	28
Cat	36	25	39
Other	14	2	2
Total	82	62	69

Adoption Return

Adoption Returns by Species – Month/Year Comparison

Species	Apr. 2026	Apr. 2025	Apr. 2024
Dog	14	17	6
Cat	12	8	4
Other	0	0	0
Total	26	25	10

Seized/Custody

Seized/Custody by Species – Month/Year Comparison

Species	Apr. 2026	Apr. 2025	Apr. 2024
Dog	17	18	30
Cat	15	5	5
Other	0	0	0
Total	32	23	35



Monthly Operations Report – April 2026

Outcome Statistics – Apr. 2026

Return to Owner

Return to Owner by Species – Month/Year Comparison

Species	Apr. 2026	Apr. 2025	Apr. 2024
Dog	62	56	56
Cat	13	2	9
Other	0	0	0
Total	75	58	65

Return to Owner by Species – YTD/Year Comparison

Species	YTD 2026	YTD 2025	YTD 2024
Dog	202	188	202
Cat	27	16	26
Other	0	0	3
Total	229	204	231

TNR and RTF

Trap-Neuter-Return and Return-to-Field Outcomes by Month

	Jan.	Feb.	Mar.	Apr.	
TNR	0	0	0	0	0
RTF	1	0	0	0	1
	1	0	0	0	

Wildlife

Wildlife Rehabilitation Month/Year and Year Comparisons

Apr. 2026

Apr. 2026	Apr. 2025	Apr. 2024
3	14	17

YTD 2026

YTD 2026	YTD 2025	YTD 2024
14	18	19

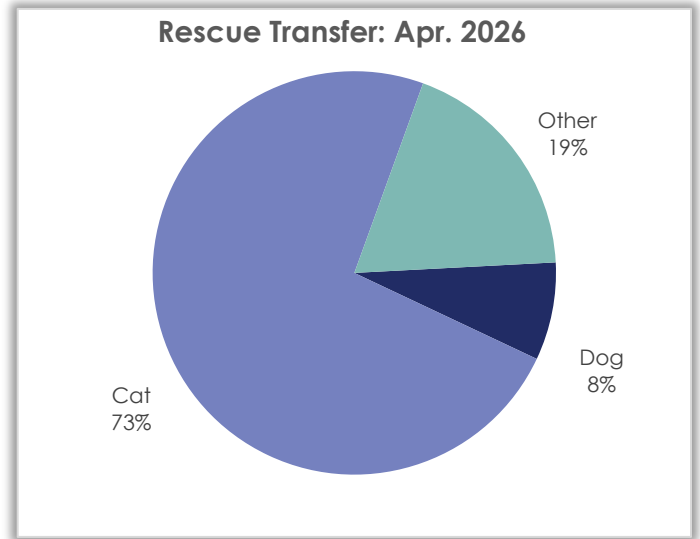


Monthly Operations Report – April 2026

Rescue Transfer

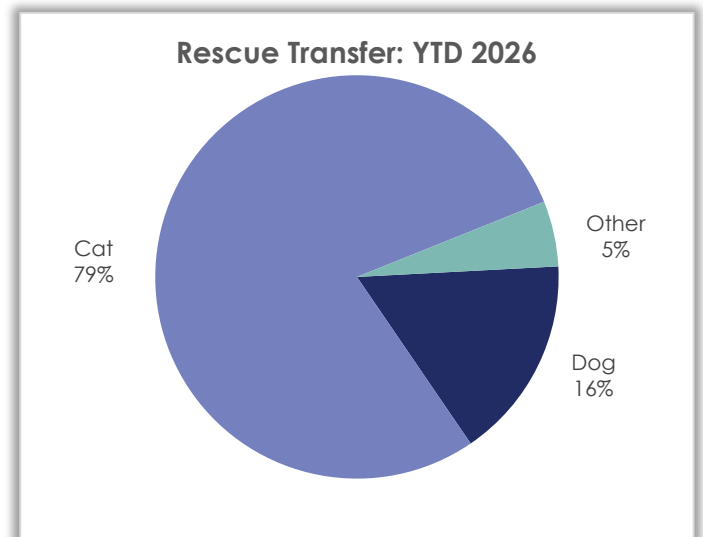
Rescue Transfer by Species – Month/Year Comparison

Species	Apr. 2026	Apr. 2025	Apr. 2024
Dog	8	13	19
Cat	75	38	43
Guinea Pig	1	2	0
Rat	10	0	0
Livestock	1	0	0
Fish	3	0	0
Domestic Rabbit	0	0	5
Total	98	53	67



Rescue Transfer by Species – YTD/Year Comparison

Species	YTD 2026	YTD 2025	YTD 2024
Dog	59	51	76
Cat	284	160	105
Other	19	16	12
Total	362	227	193

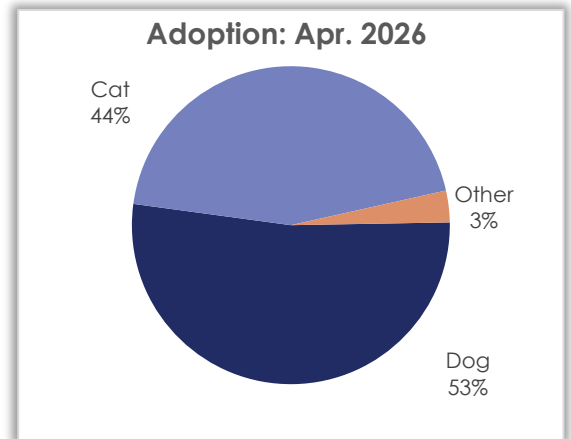


Monthly Operations Report – April 2026

Adoption

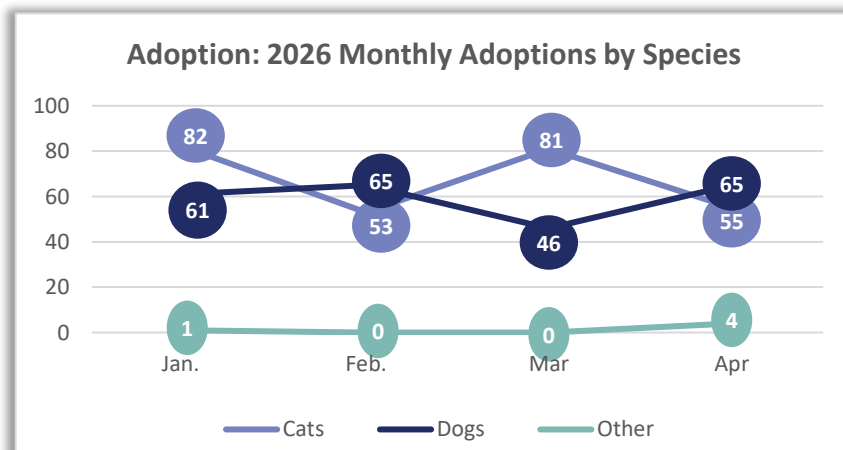
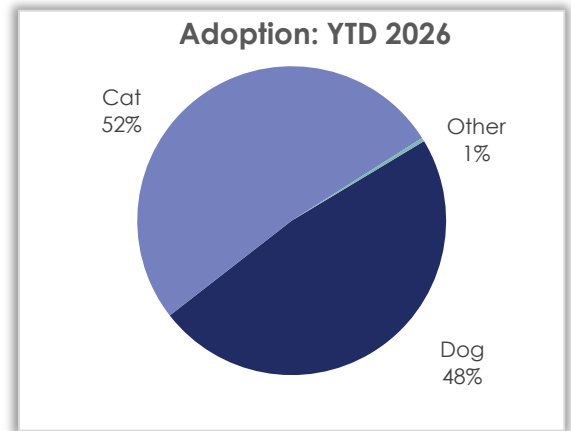
Adoption by Species – Month/Year Comparison

Species	Apr. 2026	Apr. 2025	Apr. 2024
Dog	65	54	51
Cat	55	78	63
Domestic Rabbit	1	2	1
Chicken	2	0	7
Domestic Bird	1	1	2
Fish	0	0	1
Lizard	0	0	1
Total	124	135	126



Adoption by Species – YTD/Year Comparison

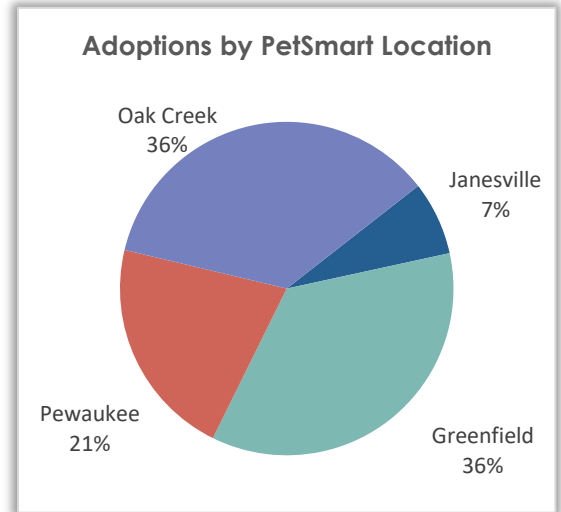
Species	YTD 2026	YTD 2025	YTD 2024
Dog	237	232	233
Cat	271	272	274
Other	5	6	18
Total	513	510	525



Monthly Operations Report – April 2026

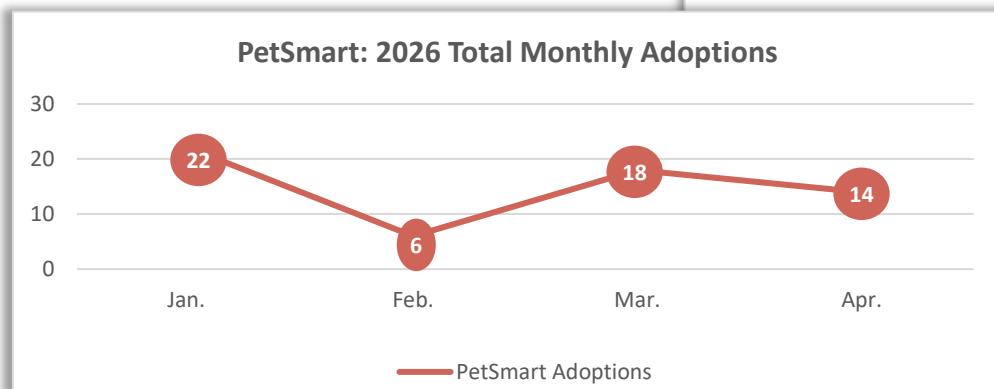
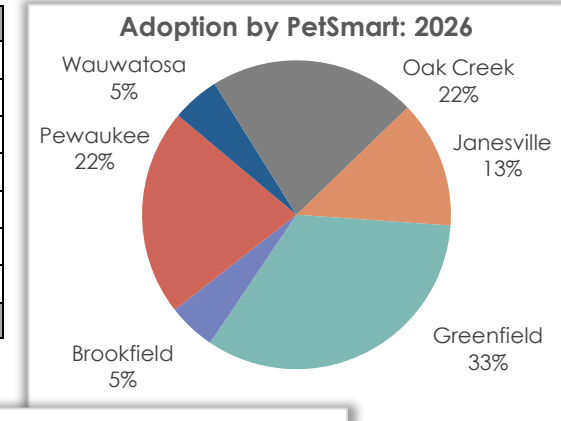
Off-site Adoptions by PetSmart Location – Month/Year Comparison

PetSmart Location	Apr. 2026	Apr. 2025	Apr. 2024
Rockford	-	-	-
Janesville	1	5	4
Greenfield	5	4	3
Brookfield	0	1	1
Pewaukee	3	1	4
Wauwatosa	0	1	2
Oak Creek	5	1	6
Total	14	13	20



Off-site Adoptions by PetSmart Location – YTD/Year Comparison

PetSmart Location	YTD 2026	YTD 2025	YTD 2024
Rockford	-	-	-
Janesville	8	20	19
Greenfield	20	20	20
Brookfield	3	8	8
Pewaukee	13	9	11
Wauwatosa	3	8	11
Oak Creek	13	7	14
Total	60	72	83

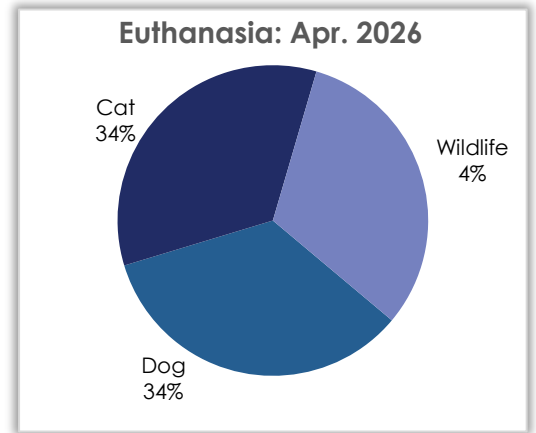


Monthly Operations Report – April 2026

Euthanasia

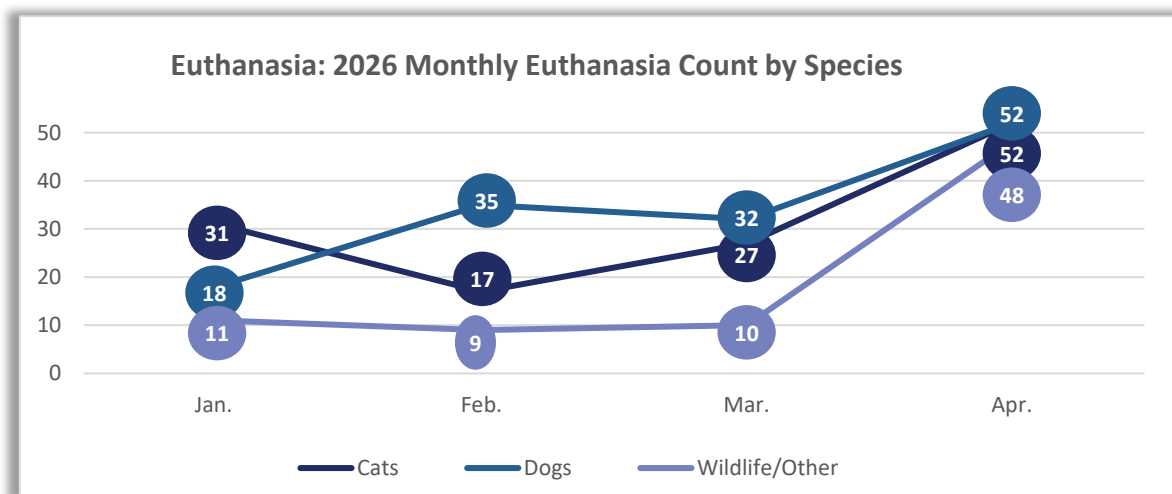
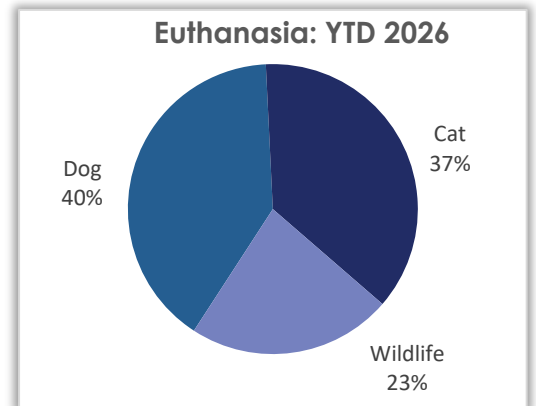
Euthanasia by Species – Month/Year Comparison

Species	Apr. 2026	Apr. 2025	Apr. 2024
Dog	52	23	23
Cat	52	28	26
Other	0	2	0
Wildlife	48	34	28
Total	152	87	77



Euthanasia by Species – YTD/Year Comparison

Species	YTD 2026	YTD 2025	YTD 2024
Dog	137	103	99
Cat	127	80	93
Other	0	2	4
Wildlife	78	103	63
Total	342	288	259



Monthly Operations Report – April 2026

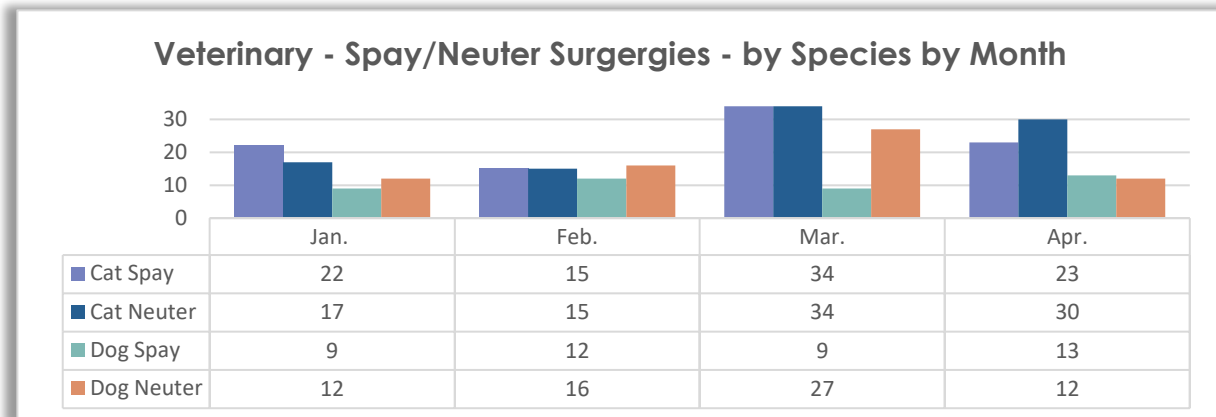
Veterinary Operations – Apr. 2026

Spay/Neuter Surgeries – Apr. Totals

	Dog	Cat	
Spay	13	23	36
Neuter	12	30	42
Total	25	53	78

Spay/Neuter Surgeries – YTD Totals

	Dog	Cat	
Spay	43	94	137
Neuter	67	96	163
Total	110	190	300



Veterinary – Other Procedures - 2026 by Month

Procedure	Jan	Feb	Mar	Apr	
Repair Umbilical Hernia	1	0	1	0	2
Enucleation	0	1	0	1	2
Growth Removal	1	1	2	0	4
Treat/Close Wound	1	1	1	1	4
FHO	0	1	0	0	1
Leg Amputation	0	2	0	0	2
Radiographs	0	1	1	0	2
Grooming/Shave Down	1	0	2	0	3
Repair Cherry Eye	0	0	1	0	2
GI Exploratory	0	0	1	0	1
Entropion	0	0	0	1	1
	4	7	9	3	23

