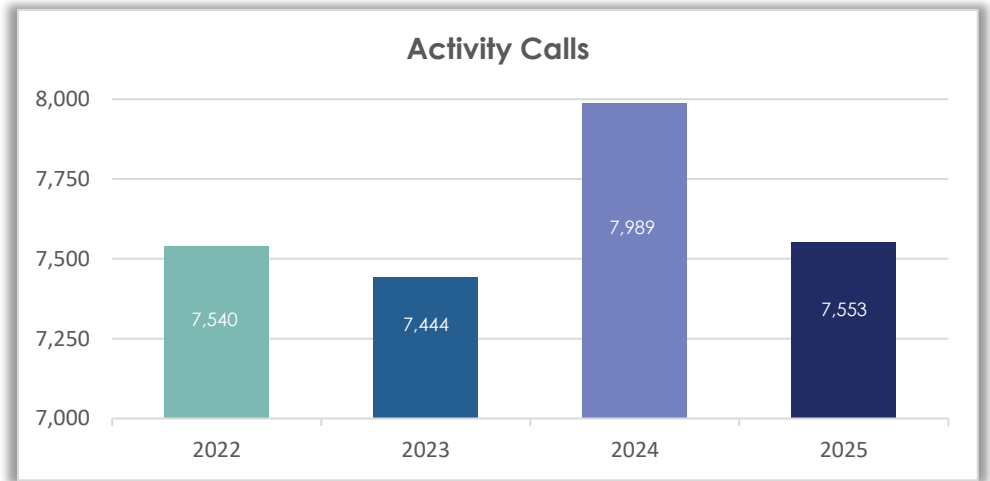


Field Services

Activity Calls by Municipality - 2025

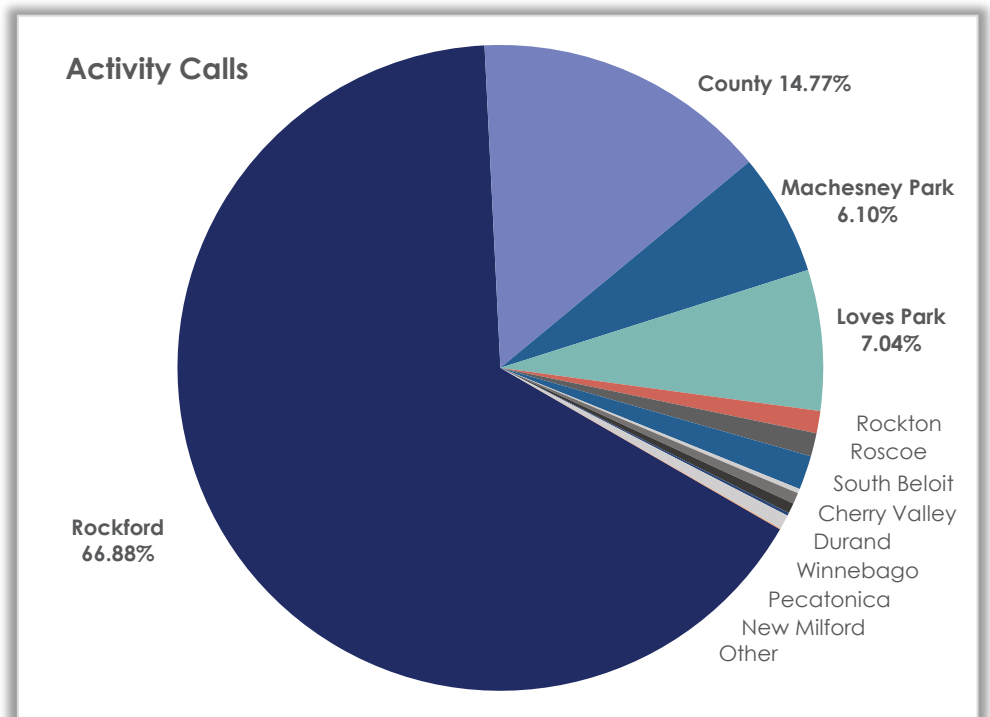
Municipality	2025
Rockford	4,976
County	1,116
Machesney Park	461
Loves Park	532
Rockton	84
Roscoe	88
South Beloit	129
Durand	17
Pecatonica	42
Winnebago	39
New Milford	11
Cherry Valley	55
Boone County	0
Other	3
Total	7,553

Animal Services officers investigate animal related calls. Services include animal bite reports, animal welfare and cruelty checks, rabies control, stray animals, and emergency response for sick and injured stray animals. Officers also enforce all State of Illinois and local animal ordinances in Winnebago County, helping to keep pets and people safer.



Activity Calls by Municipality - 2025

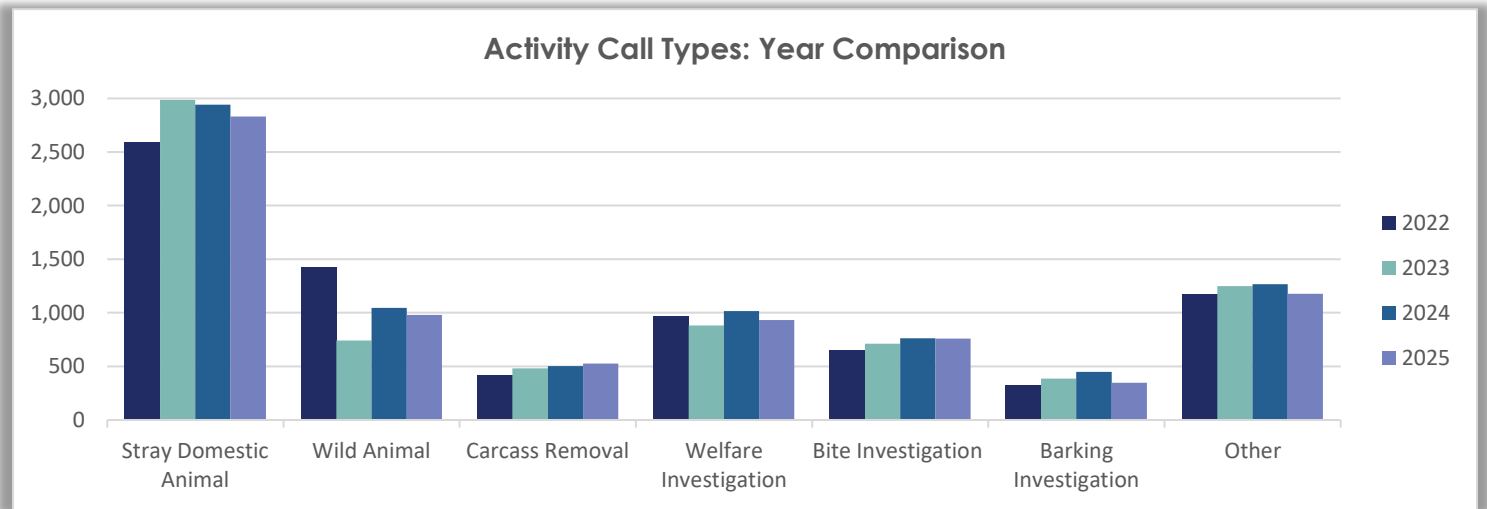
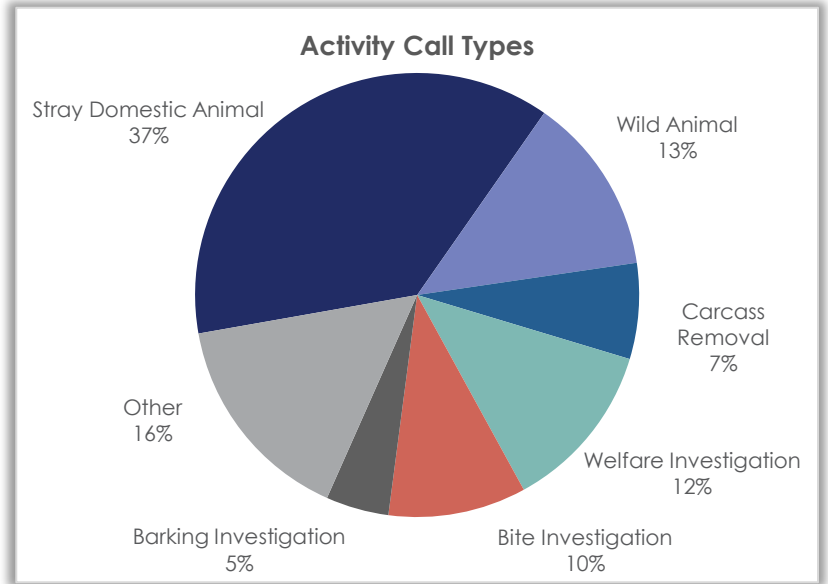
Out of the over 7,500 activity calls that our Animal Services officers responded to, 66.88% of those calls were within the City of Rockford. Subsequently, 14.77% of those calls were to Winnebago County, 6.10% were in Machesney Park, and 7.04% to Loves Park.



Officer Activity

In 2025, Animal Services Officers handled over 7,500 calls. 37% of the calls were for a stray domestic animal, usually a dog running loose. Investigation for welfare, a bite, or barking made up 27% of calls. "Other" calls included other investigations (e.g. running at large, rabies vaccination/registration, animal fighting) and assisting other agencies (e.g. police, fire departments) or assisting animal owners.

Statistics for 2022-2025 are shown below.

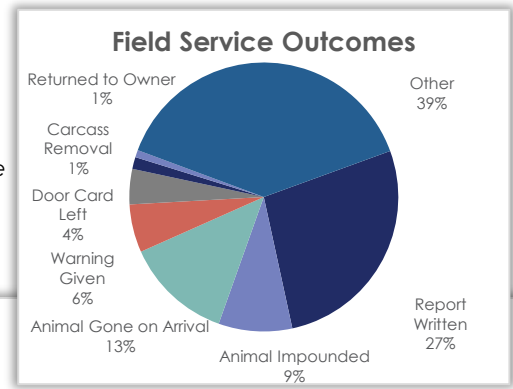


Activity Call Types	2022	2023	2024	2025
Stray Domestic Animal	2,590	2,987	2,943	2,831
Wild Animal	1,426	743	1,047	980
Carcass Removal	416	483	504	527
Welfare Investigation	967	882	1,017	934
Bite Investigation	653	712	762	759
Barking Investigation	318	387	448	346
Other	1,170	1,250	1,268	1,176
Total	7,540	7,444	7,989	7,553

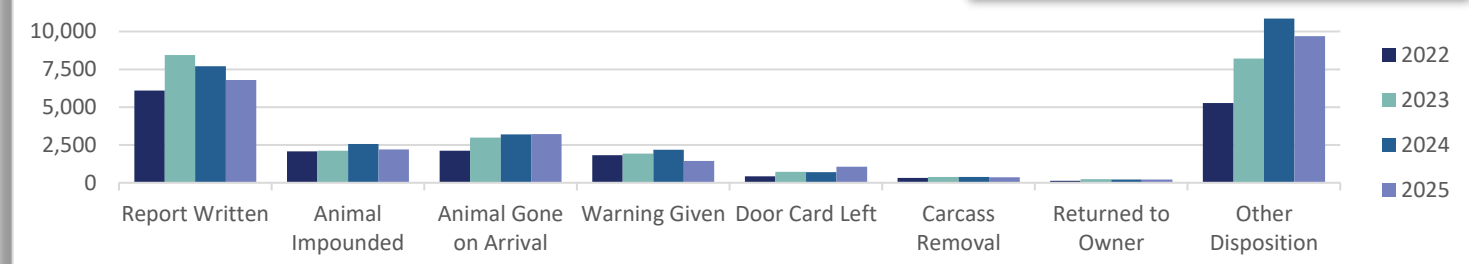
Field Service Outcomes

Officers responded to 7,553 calls in 2025. There are more outcomes (25,005) than calls because more than one outcome was recorded for some calls. For example, if an officer impounded a stray dog and left a written warning for the owner, both outcomes were recorded for the one call.

The most common outcomes are listed below (except for citations, which are described in the following section). Warnings include both verbal and written. Other outcomes not specifically listed include: made contact, no service needed, unable to catch animal, owner or complainant not home, wild animal relocated, trap set/checked/picked up, and full compliance.



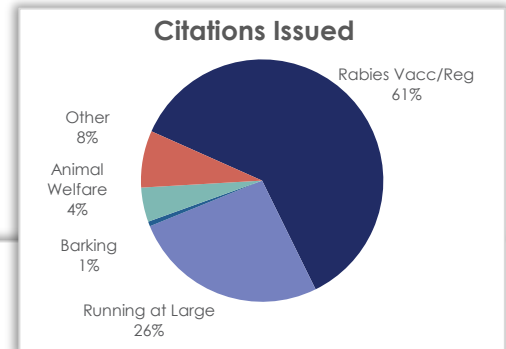
Field Services Outcomes: Year Comparison



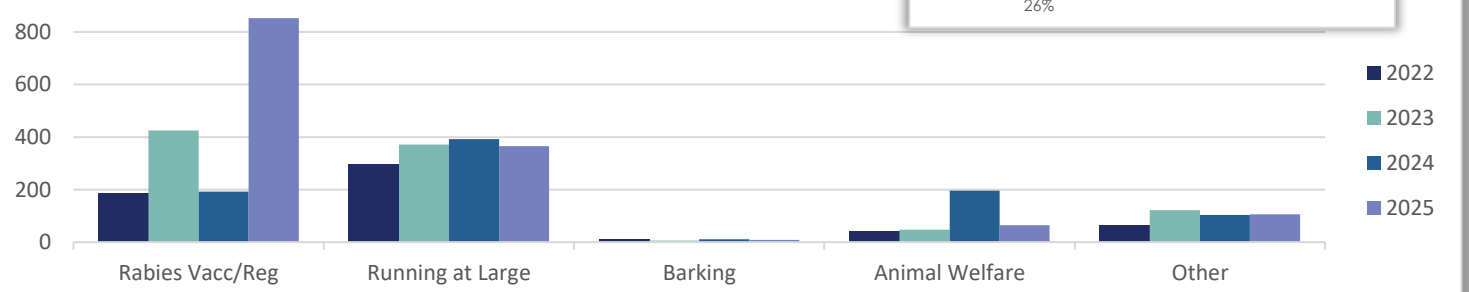
Field Service Outcomes	2022	2023	2024	2025
Report Written	6,093	8,435	7,700	6,788
Animal Impounded	2,069	2,126	2,556	2,213
Animal Gone on Arrival	2,118	2,988	3,201	3,224
Warning Given	1,820	1,939	2,186	1,446
Door Card Left	426	728	704	1,062
Carcass Removal	312	376	392	356
Returned to Owner	124	228	208	219
Other Disposition	5,275	8,219	10,847	9,697
Total	15,399	18,237	25,039	25,005

Citations Issued

Officers issued 1,397 citations & code hearings in 2025, both in the field and at the shelter. Of those, 853 were for rabies vaccination/registration or Code Hearing Unit "Notice of Animal Violation." The other 544 were "Notice to Appear" citations. The majority of those citations were for a dog running at large (365). Animal Welfare (64) includes Owner's Duties, Animal Cruelty, Aggravated Animal Cruelty and Confinement to Motor Vehicle.



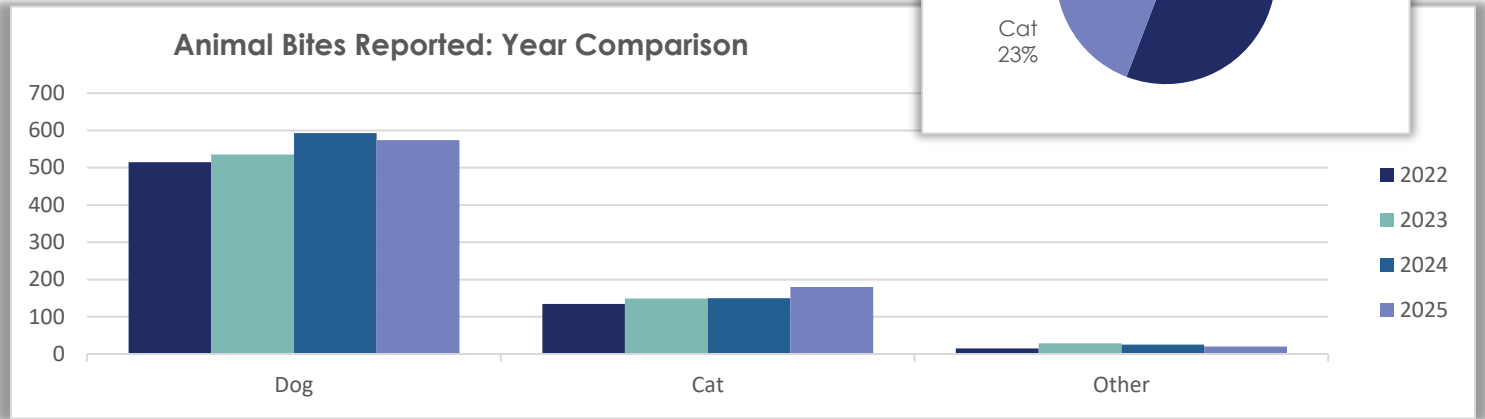
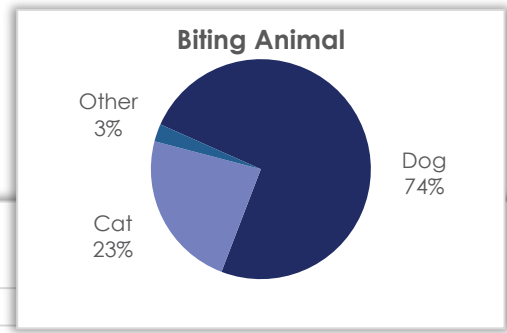
Citations Issued: Year Comparison



Citations Issued	2022	2023	2024	2025
Rabies Vacc/Reg	184	425	192	853
Running at Large	297	371	392	365
Barking	9	6	11	9
Animal Welfare	42	48	196	64
Other	64	122	104	106
Total	596	972	895	1,397

Animal Bites

In 2025, there were 774 animal bites reported to Animal Services. The majority (74%) of the bites were from dogs, with 23% reported from cats. Bites were also reported for 20 other small mammals (3% of bites).



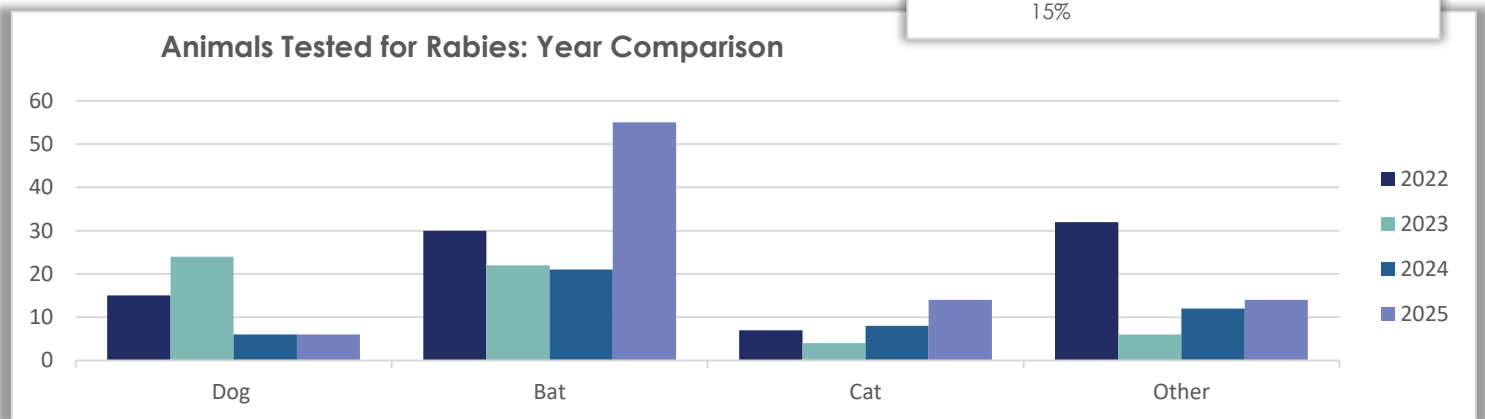
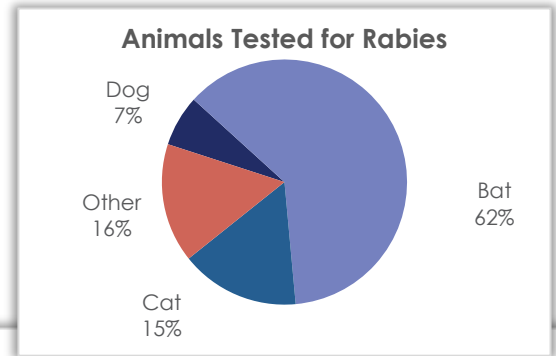
Animal Bites	2022	2023	2024	2025
Dog	515	535	593	574
Cat	134	149	150	180
Other	15	29	25	20
Total	625	664	713	774

Animal Rabies Testing

There were 89 animals sent to an Illinois Department of Public Health (IDPH) lab and the University of Illinois for rabies testing. The animals tested were dogs (6), bats (55), cats (14) and (14) other small mammals.

Reasons for testing include a human bitten by an animal, a domestic animal exposure to a wild animal, or a human possibly exposed to a wild animal (primarily bats in homes).

Of the animals tested at the IDPH lab and University of Illinois for 2025, 3 bats tested positive for rabies.



Animals Tested for Rabies	2022	2023	2024	2025
Dog	15	24	6	6
Bat	30	22	21	55
Cat	7	4	8	14
Other	32	6	12	14
Total	84	56	47	89

Shelter and Adoption Services

Kennel Visitors

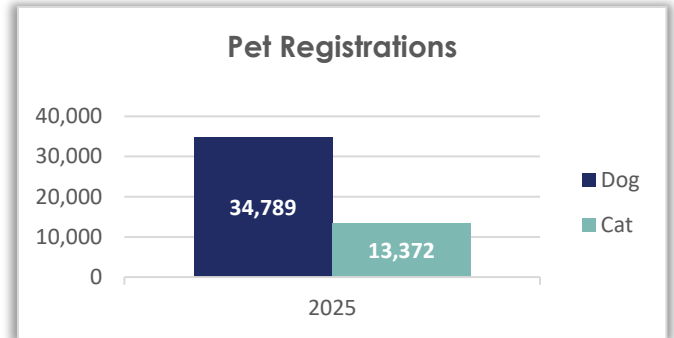
Sign-in records show that over 7,691 people visited the shelter kennel areas in 2025. Most of the visitors indicated they were looking for a pet to adopt or trying to find their missing pet.

	2022	2023	2024	2025
Visits	9,100+	9,100+	5,800+	7,600+

Pet Registrations

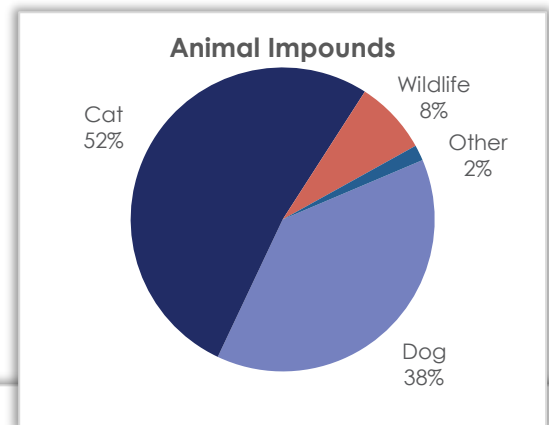
In 2025, there were 48,161 tags sold within Winnebago County. 72% of the registrations were for cats and 28% were for dogs. Registrations were done at the shelter or area veterinary clinics.

Winnebago County pet owners are required to vaccinate and register all owned cats and dogs.

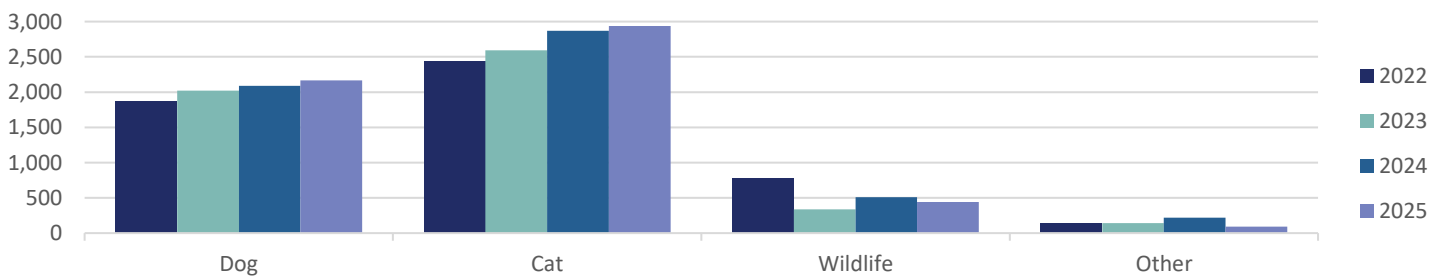


Animals Impounded

During 2025, 5,644 animals were impounded. Of the 5,644 animals impounded, 38% were dogs, 52% cats, and 8% were wildlife. Other impounds (2%) were other pets- domestic rabbits (26), guinea pigs (16), chickens (13), and fish (10).



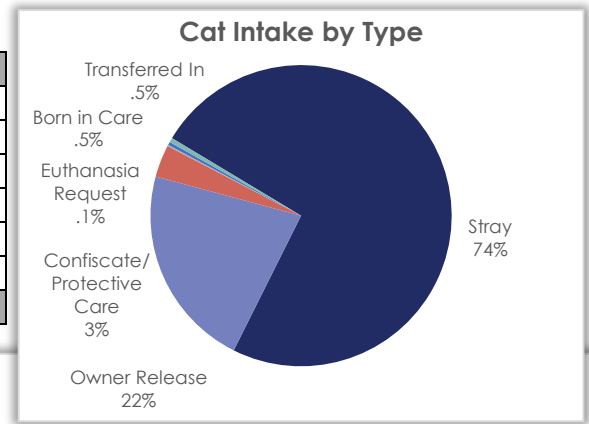
Live Animals Impounded: Year Comparison



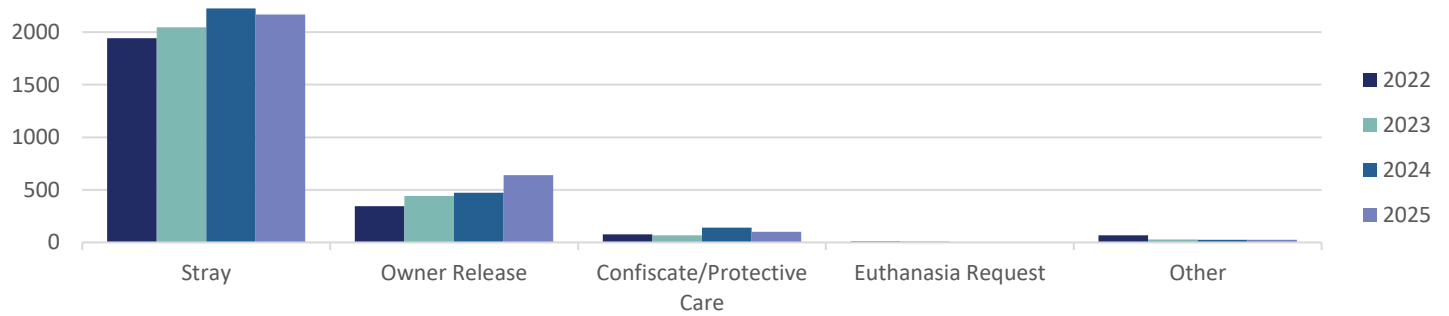
Species	2022	2023	2024	2025
Dog	1,871	2,020	2,088	2,168
Cat	2,439	2,593	2,870	2,939
Wildlife	777	339	508	443
Other	135	144	217	94
Total	5,222	5,096	5,683	5,644

Cat Intake by Type

Intake Type	2022	2023	2024	2025
Stray	1,943	2,045	2,226	2,168
Owner Release	344	442	473	641
Confiscate/Protective Care	76	69	140	102
Euthanasia Request	9	9	5	4
Born in Care	19	20	14	10
Transferred In	48	8	12	14
	2,439	2,593	2,870	2,939

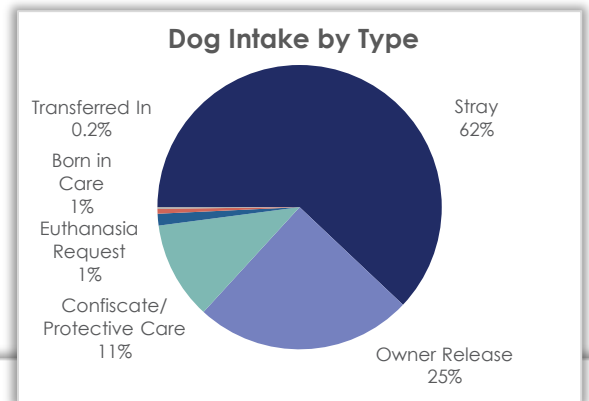


Cat Intake by Type: Year Comparison

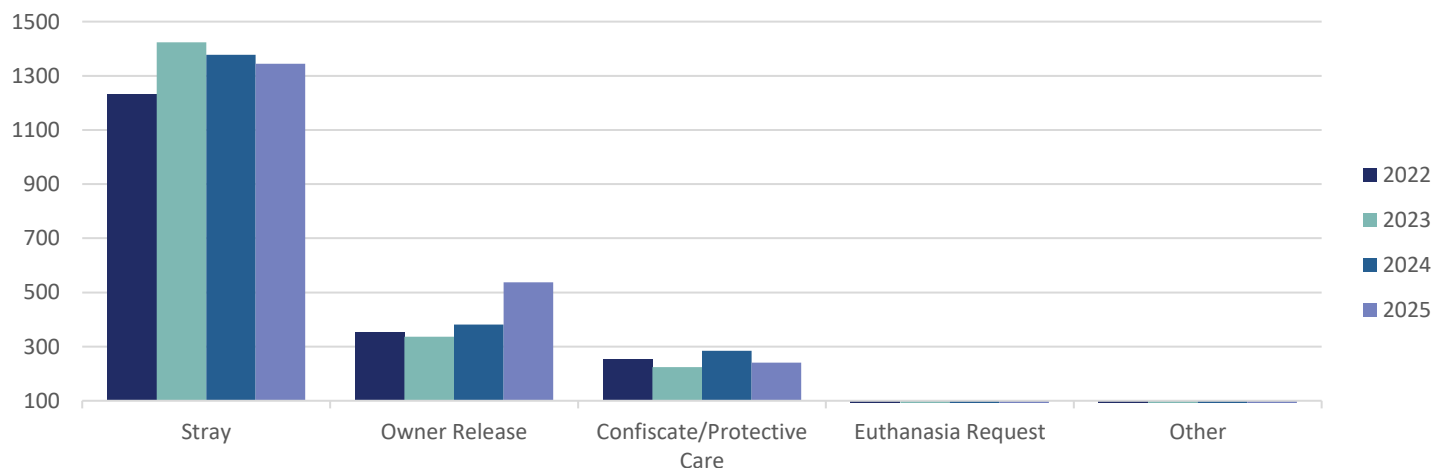


Dog Intake by Type

Intake Type	2022	2023	2024	2025
Stray	1,232	1,423	1,377	1,345
Owner Release	352	337	381	537
Confiscate/Protective Care	254	224	285	241
Euthanasia Request	23	33	40	29
Born in Care	0	0	0	12
Transferred In	10	3	5	4
	1,871	2,020	2,088	2,168

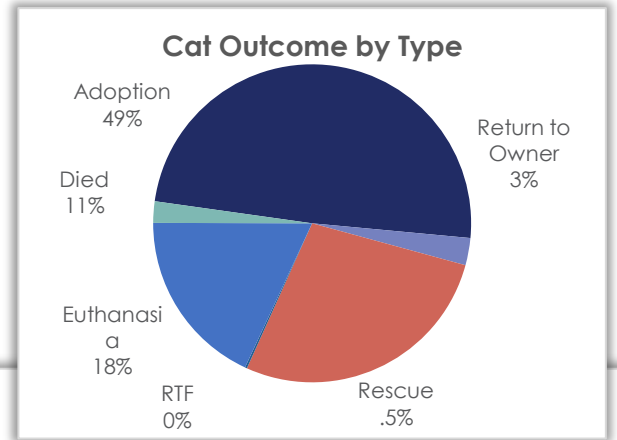


Dog Intake by Type: Year Comparison

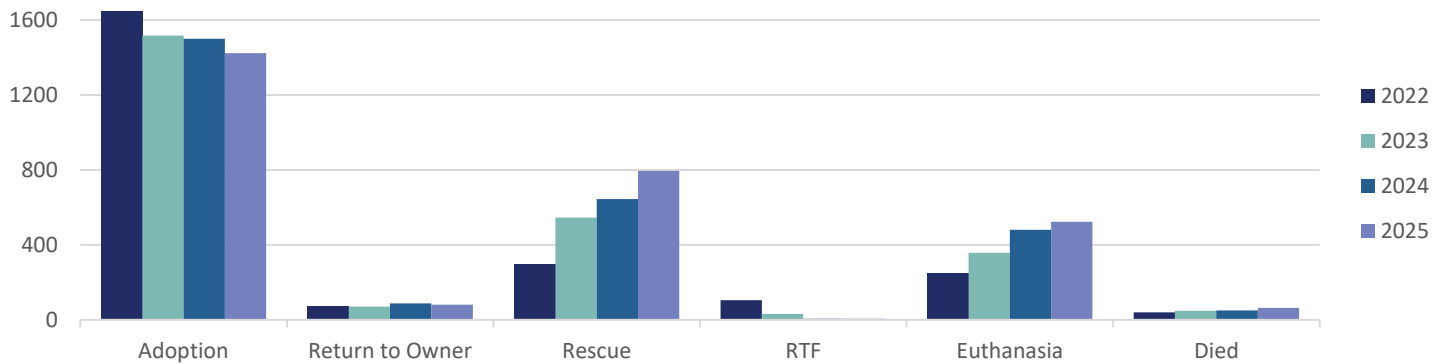


Cat Outcome by Type

Outcome Type	2022	2023	2024	2025
Adoption	1,647	1,517	1,499	1,423
Return to Owner	72	70	88	80
Rescue	297	546	644	794
RTF	104	32	6	6
Euthanasia	248	357	481	523
Died	40	48	50	63
Total	2,408	2,570	2,768	2,889

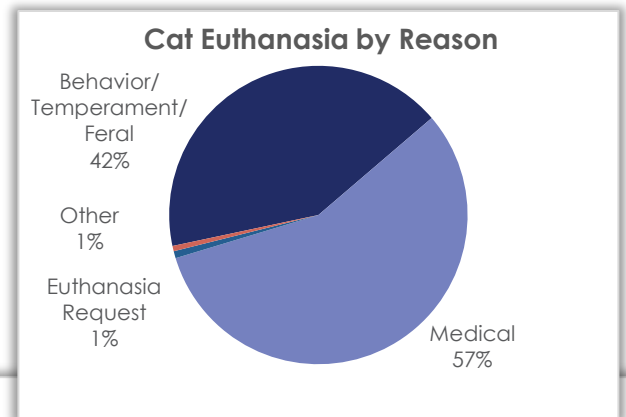


Cat Outcome by Type: Year Comparison

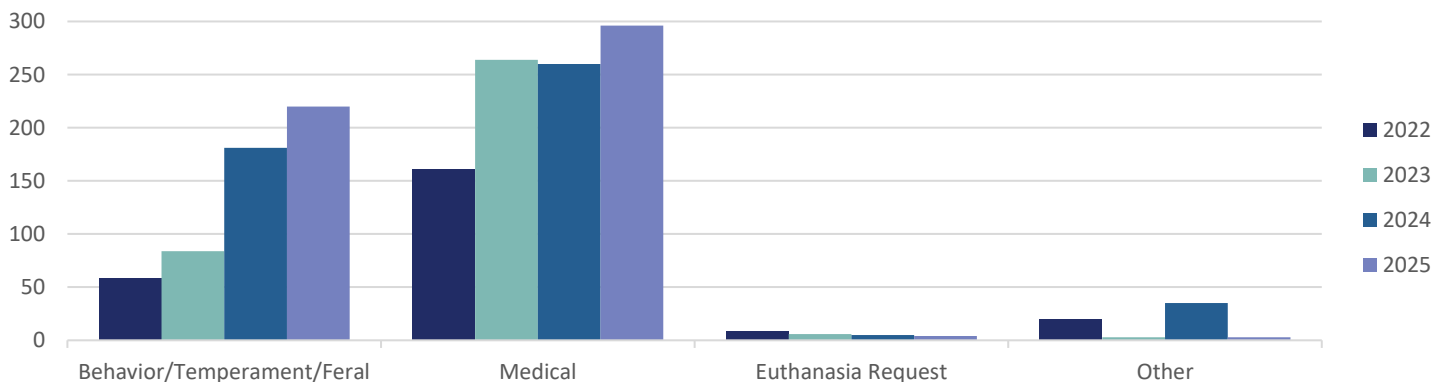


Cat Euthanasia Reason

Euthanasia Reason	2022	2023	2024	2025
Behavior/Temperament/Feral	58	84	181	220
Medical	161	264	260	296
Euthanasia Request	9	6	5	4
Other	20	3	35	3
Total	248	357	481	523

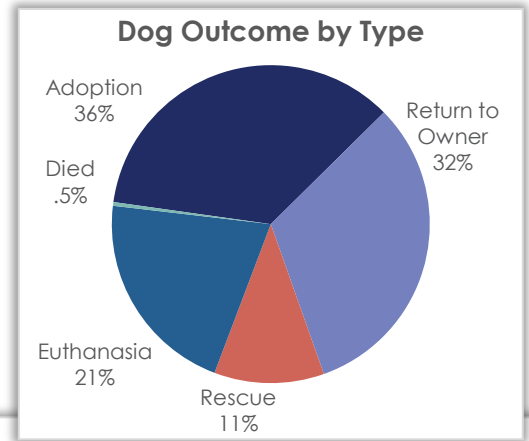


Cat Euthanasia by Reason: Year Comparison

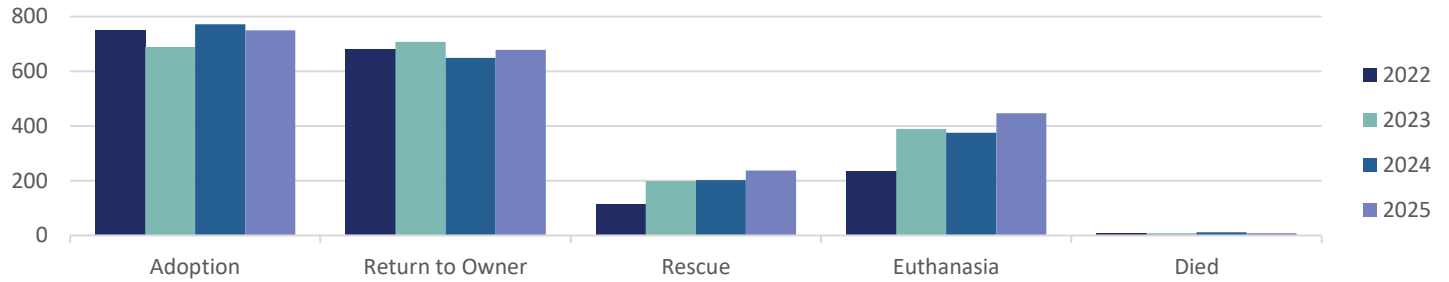


Dog Outcome by Type

Outcome Type	2022	2023	2024	2025
Adoption	751	689	772	750
Return to Owner	683	708	649	678
Rescue	113	199	202	237
Euthanasia	237	389	376	447
Died	7	8	12	8
Total	1,791	1,993	2,011	2,120

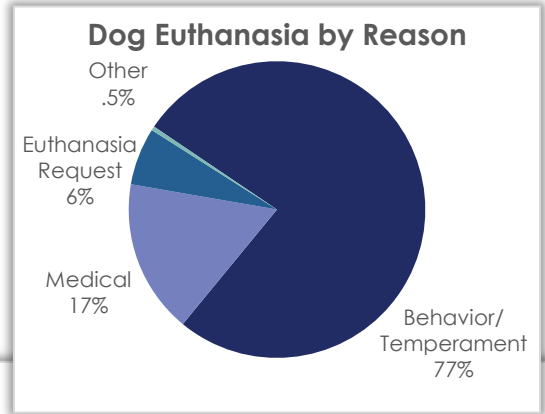


Dog Outcome by Type: Year Comparison

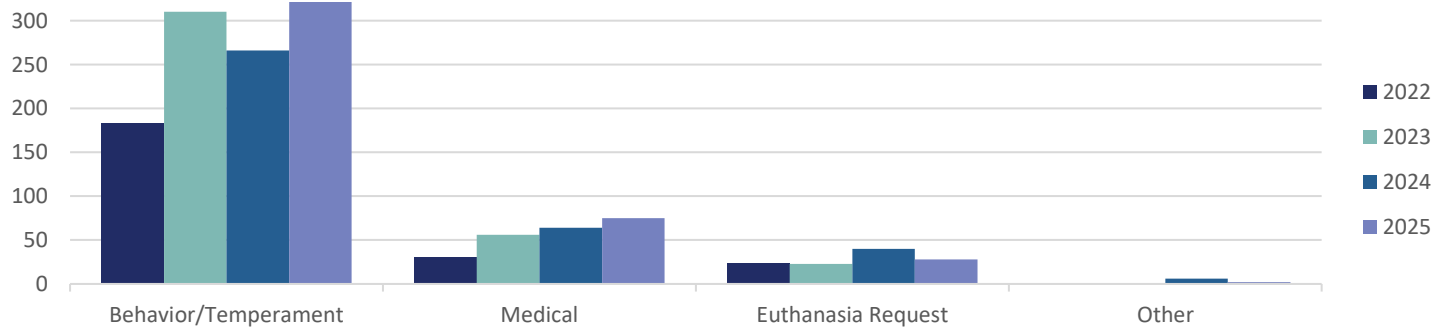


Dog Euthanasia Reason

Euthanasia Reasons	2022	2023	2024	2025
Behavior/Temperament	183	310	266	342
Medical	30	56	64	75
Euthanasia Request	23	23	40	28
Other	1	0	6	2
Total	237	389	376	447

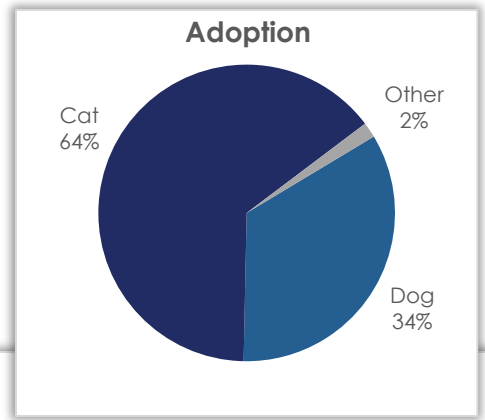


Dog Euthanasia by Reason: Year Comparison

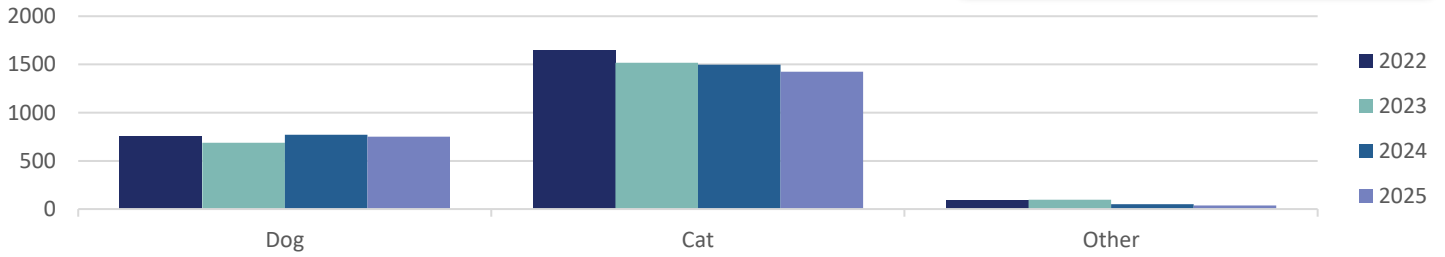


Adoption by Species

During 2025, 2,210 animals were adopted. Of the 2,210 animals adopted, 64% were cats and 34% were dogs. Other adopted animals (2%) included domestic rabbits (9), chickens (8), domestic birds (5), guinea pigs (2), and fish (11).



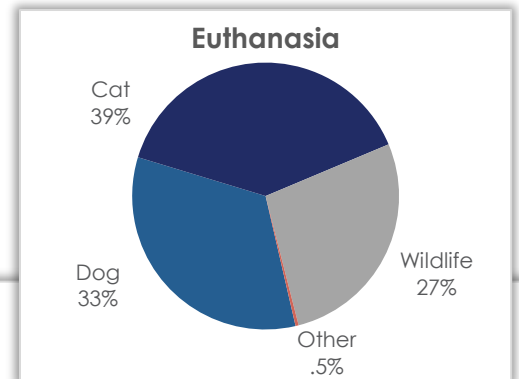
Adoption by Species: Year Comparison



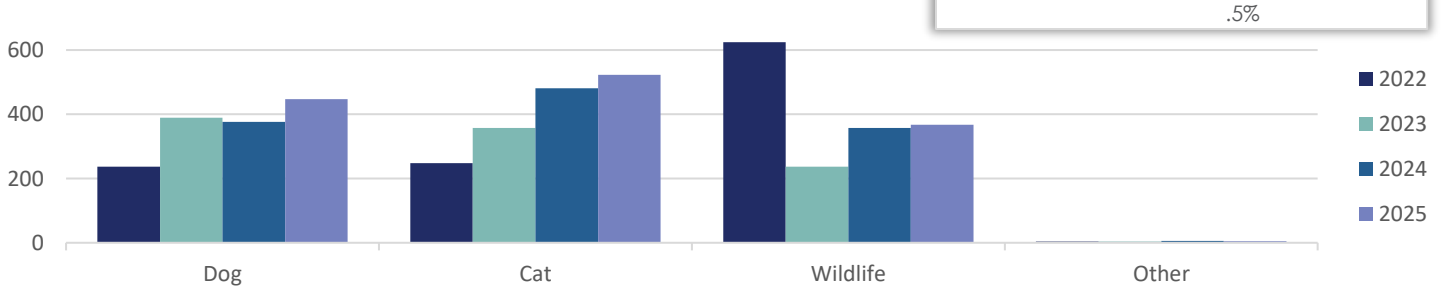
Species	2022	2023	2024	2025
Dog	751	689	772	750
Cat	1,647	1,517	1,499	1,423
Other	94	96	50	37
Total	2,492	2,302	2,321	2,210

Euthanasia by Species

During 2025, 1,342 animals were euthanized. Of the 1,342 animals euthanized 39% were cats, 27% were wildlife, and 33% were dogs. Other euthanasia (.5%) consisted of 3 chickens and 2 rabbits.



Euthanasia by Species: Year Comparison



Species	2022	2023	2024	2025
Dog	237	389	376	447
Cat	248	357	481	523
Wildlife	624	237	357	367
Other	4	4	6	5
Total	1,113	987	1,220	1,342

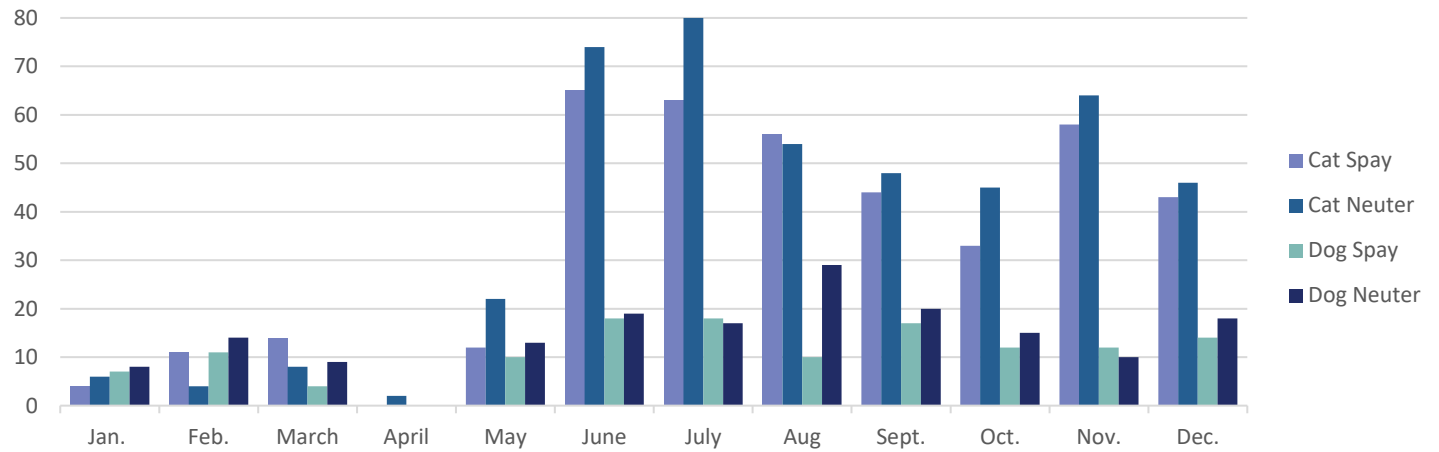
Veterinary Operations

Spay/Neuter Surgeries – 2025 Totals

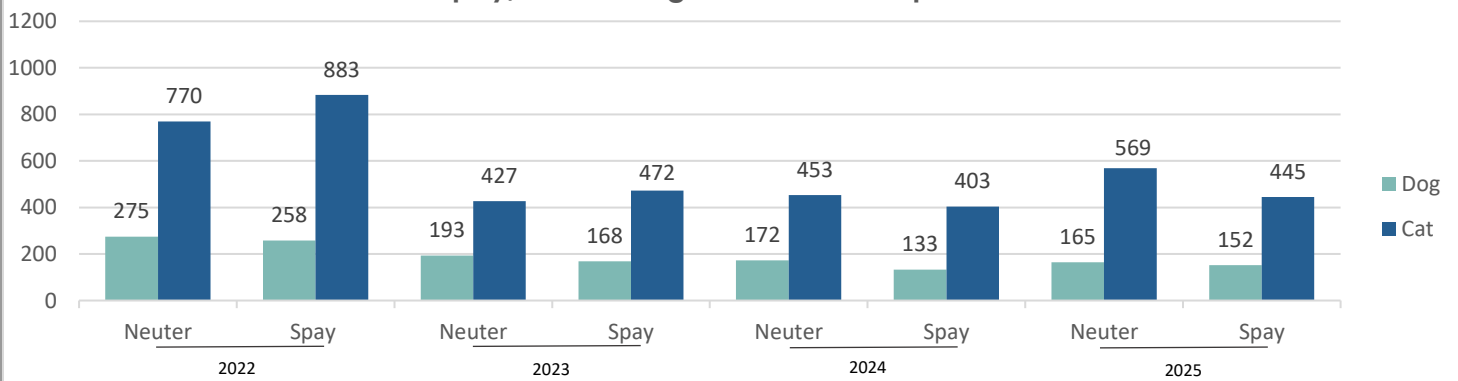
	Dog	Cat	
Spay	152	445	597
Neuter	165	569	734
Total	317	1,014	1,331

There were 1,331 animals spayed or neutered in the shelter's surgical suite in 2025. Of the total spay/neuter surgeries, 317 were dogs and 1,014 were cats. Any dog or cat that is adopted is spayed or neutered prior to leaving Animal Services. There were 95 other surgeries performed in the suite in 2025; the majority of these other surgeries were wound closures, growth removals, enucleations, and amputations.

2025 Spay/Neuter Surgeries - Monthly Surgery Trend



Spay/Neuter Surgeries: Year Comparison



Dog Surgery	2022	2023	2024	2025
Neuter	275	193	172	165
Spay	258	168	133	152
Total	533	361	305	317

Cat Surgery	2022	2023	2024	2025
Neuter	770	472	453	569
Spay	883	427	403	445
Total	1,653	899	856	1,014